



**05009
KICK-XL**



EN - FOOTBALLTABLE

WARNING! Not suitable for children under the age of 36 months due to small parts and small balls, which could be swallowed or inhaled by young children. Choking hazard! To be assembled by an adult. Children should play with adult supervision only. Please retain this information! Please ensure that you read all instructions contained in this booklet carefully. Proper use of this table game can avoid damage or injury!

TOOLS REQUIRED FOR ASSEMBLY:

1 x Philips Screwdriver

DE - TISCHFUSSBALLSPIEL

ACHTUNG! Nicht geeignet für Kinder unter 36 Monaten. Enthält kleine Bauteile und kleine Bälle, die verschluckt oder eingeatmet werden können. Erstickungsgefahr! Muß von Erwachsenen aufgebaut werden. Kinder sollten nur unter Aufsicht eines Erwachsenen spielen. Bitte diese Information aufbewahren. Lesen Sie alle Anleitungen in dieser Broschüre aufmerksam durch. Bei korrekter Benutzung dieses Spieltischs vermeiden Sie Beschädigungen und Verletzungen!

WERKZEUG FÜR DIE MONTAGE:

1 Kreuzschlitzschraubenzieher

FR - BABY-FOOT

ATTENTION! Ne convient pas aux enfants de 36 mois. Présence de petits éléments et petites balles risquant d'être avalés ou inhalés. Risque d'étouffement! Les enfants ne doivent jouer que sous la surveillance d'adultes. A monter par un adulte. Cette information à conserver SVP! Veuillez vous assurer de lire attentivement toutes les instructions incluses dans ce manuel. Une utilisation correcte de ce produit peut éviter tout dommage et blessure!

OUTILS NECESSAIRES A L'ASSEMBLAGE:

1 tournevis cruciforme

ES - FUTBOLÍN

¡ATENCIÓN! No conviene a los niños menores de 36 meses. Contiene piezas pequeñas et bolitas pequeñas, que podrían ser tragados o inhalados por niños pequeños. Riesgo de asfixia! Los niños no deben jugar nunca con ellos sin la supervisión de un adulto. A montar por un adulto. Rogamos guarden esta advertencia. Asegúrese de leer detenidamente todas las instrucciones de este folleto. El uso adecuado de este juego de mesa puede evitar daños o lesiones.

HERRAMIENTAS NECESARIAS PARA EL MONTAJE:

1 destornillador de estrella

IT - CALCIOBALILLA

AVVERTENZE! Non adatto a bambini di età inferiore a 36 mesi. Presenza di piccoli elementi e piccole sfere, che potrebbero essere ingeriti o inalati. Rischio di soffocamento! Da usare sotto il diretto controllo di un adulto. Deve essere montato da un adulto.

Conservate bene queste informazioni. Leggete accuratamente le istruzioni contenute nell'opuscolo. L'uso corretto di questo tavolo da gioco evita danni e/o lesioni.

UTENSILI NECESSARI PER IL MONTAGGIO:

1 x Cacciavite a stella

NL - TAFELVOETBAL

WAARSCHUWING – LET OP! Niet geschikt voor kinderen jonger dan 36 maanden. Bevat kleine onderdelen en balletjes, die kunnen worden ingeslikt en/of ingeademd. Verstikkingsgevaar! Kinderen dienen te spelen onder toezicht van volwassenen. Mag door volwassenen gebouwd worden. Bewaar deze informatie. Gelieve alle instructies in deze handleiding grondig te lezen. Een juist gebruik van deze speeltafel zal schade en kwetsuren voorkomen!

NODIGE WERKTUIGEN TIJDENS DE MONTAGE:

1 x Kruiskopschroevendraaier

CARROMCO GmbH & Co. KG

Mühlenweg 144, D-22844 Hamburg-Norderstedt/ Germany

Tel.: 49 (0) 1805 25 63 63

E-Mail service@carromco.com

Website – www.carromco.com

MADE IN CHINA/ FABRIQUE EN CHINE / FABRICADO EN CHINA / FABBRICATO IN CINA



6+








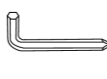











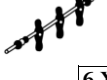



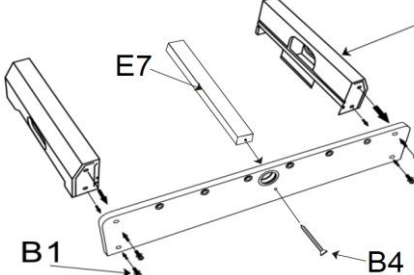





LDPE

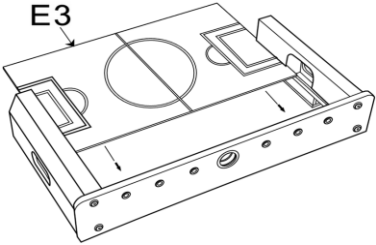



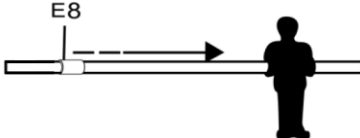



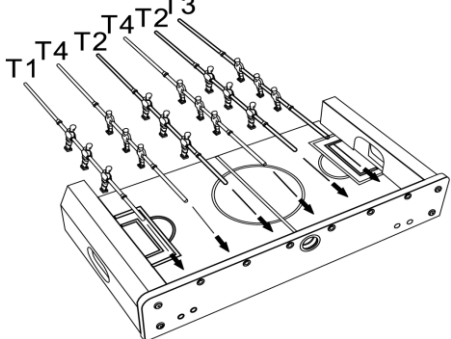

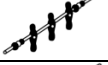










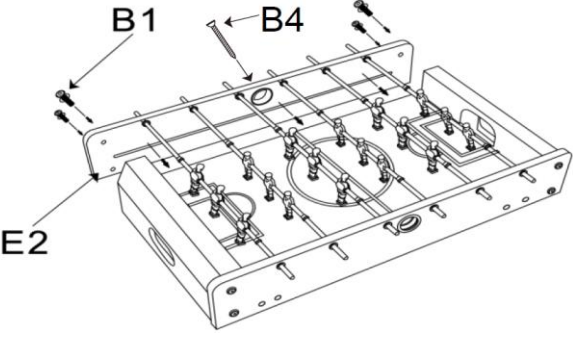
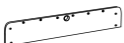
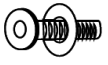










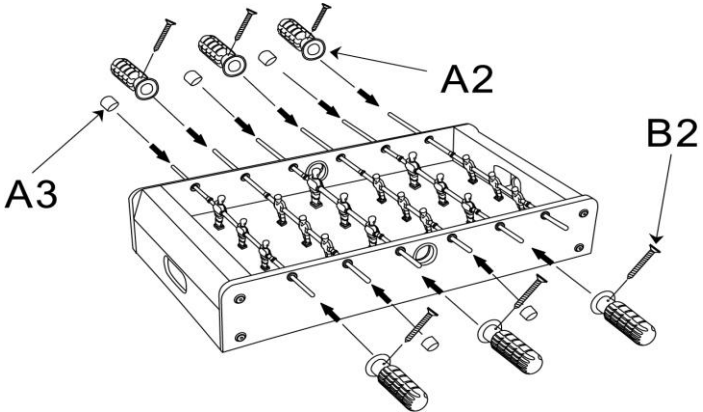











PAP

05009 KICK-XL

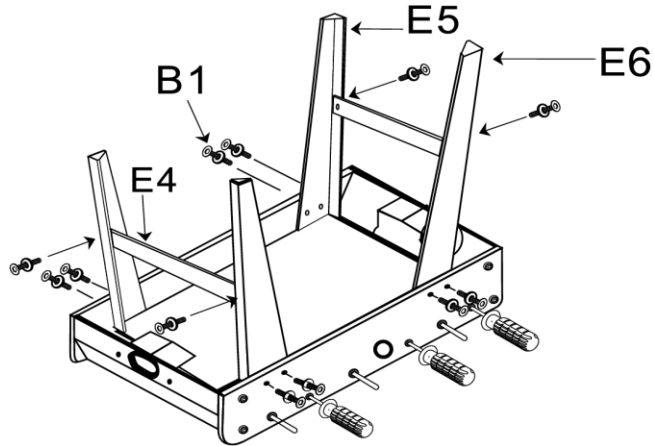
| | | | | | | | |
|---|---|--|---|--|--|--|--|
|  | FOOTBALL BALLON PELOTA DE FUTBOL PALLONE DA CALCIO | |  | HAND GRIP POIGNÉE PUÑO IMPUGNATURA | |  | SAFETY END CAP EMBOUT DE PROTECTION TAPÓN DE SEGURIDAD CAPPUCCI DI SICUREZZA |
| 2 X | VOETBAL | | 6 X | HANDVAT | | 6 X | VEILIGHEIDSDOPJE |
| 05-009G-A1 | BOLA FUßBALL | | 05-009G-A2 | PEGA HANDGRIFF | | 05-009G-A3 | TAMPÃO DE SEGURANÇA SICHERHEITSKAPPE |
|  | SCREW VIS TORNILLO VITE | |  | SCREW VIS TORNILLO VITE | |  | SCREW VIS TORNILLO VITE |
| 20 X | SCHROEF | | 6 X | SCHROEF | | 4 X | SCHROEF |
| 05-009G-B1 | PARAFUSOS SCHRAUBE | | 05-009G-B2 | PARAFUSOS SCHRAUBE | | 05-009G-B3 | PARAFUSOS SCHRAUBE |
|  | SCREW VIS TORNILLO VITE | |  | ALLEN KEY CLÉ HEXAGONALE LLAVE ALLEN CHAIVE A BRUGOLA | |  | END APRON BORDURE ARRIÈRE PANEL FRONTAL PIASTRA TERMINALE |
| 2 X | SCHROEF | | 1 X | INBUSLSLEUTEL CHAVE SEXTAVADA IMBUSSCHLÜSSEL | | 2 X | EINRAND COBERTURA FINAL KOPFTEIL |
| 05-009G-B4 | PARAFUSOS SCHRAUBE | | 05-009G-C1 | IMBUSSCHLÜSSEL | | 05-009G-E1 | COBERTURA FINAL KOPFTEIL |
|  | SIDE APRON BORDURE LATÉRALE PANEL LATERAL PIASTRA LATERALE | |  | PLAYFIELD TERRAIN DE JEU CAMPO DEL JUEGO CAMPO GIOCO | |  | LEG SIDE BRACE ATTACHE LATÉRALE DE PIED ABRAZADERALATERAL DE PATA SOSTEGNO LATERALE |
| 2 X | ZIJPANEL | | 1 X | SPEELVELD CAMPO | | 2 X | ZIJSTEUN VOOR POOT PAINEL CENTRAL DA PERNA BEINSEITENSTREBE |
| 05-009G-E2 | COBERTURA LATERAL SEITENPLATTE | | 05-009G-E3 | SPIELFELD | | 05-009G-E4 | PAINEL CENTRAL DA PERNA BEINSEITENSTREBE |
|  | LEFT LEG PIED GAUCHE PATA IZQUIERDA GAMBA SINISTRA | |  | RIGHT LEG PIED DROIT PATA DERECHA GAMBA DESTRA | |  | FIELD SUPPORT SUPPORT DE TERRAIN SOPORTE DEL CAMPO DEL HUEGO SUPPORTO DEL CAMPO GIOCO |
| 2 X | LINKER POOT | | 2 X | RECHTER POOT | | 1 X | STEUN VOOR SPEELVELD SUPORTE DO CAMPO FELDVERSTREBUNG |
| 05-009G-E5 | PERNO DO LADO ESQUERDO LINKES BEIN | | 05-009G-E6 | PERNA DO LADO DIREITO RECHTES BEIN | | 05-009G-E7 | FELDVERSTREBUNG |
|  | BUMPER BUTOIR PARAGOLPES SOSTEGNO | |  | MANUAL SCORER B COMPTEUR MANUEL B MARCADOR MANUAL B SEGNAPUNTI MANUALE B | |  | MANUAL SCORER C COMPTEUR MANUEL C MARCADOR MANUAL C SEGNAPUNTI MANUALE C |
| 12 X | STOOTBLOKJE | | 2 X | MANUELE SCORETELLER B PONTUADOR MANUAL B | | 4 X | MANUELE SCORETELLER C PONTUADOR MANUAL C |
| 05-009G-E8 | MOLA DE BORRACHA GUMMIPUFFER | | 05-009G-E9 | MANUELE SCORETELLER B PONTUADOR MANUAL B | | 05-009G-E10 | MANUELE SCORETELLER C PONTUADOR MANUAL C |
|  | MANUAL SCORER A COMPTEUR MANUEL A MARCADOR MANUAL A SEGNAPUNTI MANUALE A | |  | PLAYER ROD ASSEMBLY ASSEMBLÉE DE TIGE VARILLA DE JUGADOR ASTA A GIOCATORE | | | |
| 2 X | MANUELE SCORETELLER A PONTUADOR MANUAL A | | 6 X | SPELERSTANGEN VARAS DE JOGADOR | | | |
| 05-009G-E11 | MANUELE SCORETELLER A PONTUADOR MANUAL A | | 05-009G-T1-T4 | SPIELERSTANGEN | | | |
| FIG. 1 | | E7  1 X | | E1  2 X | | E2  1 X | |
|  | | B1  4 X | | C1  1 X | | B4  1 X | |

05009 KICK-XL

| | | | | | | | | | | | | | |
|---|---|-------------|---|-------------|-----------|---|------------|-----------|---|------------|-----------|---|------------|
| <p>FIG. 2</p>  | <table border="1"> <tr> <td>E3</td> <td></td> <td>1 X</td> </tr> </table> | E3 |  | 1 X | | | | | | | | | |
| E3 |  | 1 X | | | | | | | | | | | |
| <p>FIG. 3</p>  | <table border="1"> <tr> <td>E8</td> <td></td> <td>12 X</td> </tr> </table> | E8 |  | 12 X | | | | | | | | | |
| E8 |  | 12 X | | | | | | | | | | | |
| <p>FIG. 4</p>  | <table border="1"> <tr> <td>T1</td> <td></td> <td>1 x</td> </tr> <tr> <td>T2</td> <td></td> <td>2 x</td> </tr> <tr> <td>T3</td> <td></td> <td>1 X</td> </tr> <tr> <td>T4</td> <td></td> <td>2 X</td> </tr> </table> | T1 |  | 1 x | T2 |  | 2 x | T3 |  | 1 X | T4 |  | 2 X |
| T1 |  | 1 x | | | | | | | | | | | |
| T2 |  | 2 x | | | | | | | | | | | |
| T3 |  | 1 X | | | | | | | | | | | |
| T4 |  | 2 X | | | | | | | | | | | |
| <p>FIG. 5</p>  | <table border="1"> <tr> <td>E2</td> <td></td> <td>1 X</td> </tr> <tr> <td>B1</td> <td></td> <td>4 X</td> </tr> <tr> <td>B4</td> <td></td> <td>1 X</td> </tr> <tr> <td>C1</td> <td></td> <td>1 X</td> </tr> </table> | E2 |  | 1 X | B1 |  | 4 X | B4 |  | 1 X | C1 |  | 1 X |
| E2 |  | 1 X | | | | | | | | | | | |
| B1 |  | 4 X | | | | | | | | | | | |
| B4 |  | 1 X | | | | | | | | | | | |
| C1 |  | 1 X | | | | | | | | | | | |
| <p>FIG. 6</p>  | <table border="1"> <tr> <td>A2</td> <td></td> <td>6 X</td> </tr> <tr> <td>A3</td> <td></td> <td>6 X</td> </tr> <tr> <td>B2</td> <td></td> <td>6 X</td> </tr> </table> | A2 |  | 6 X | A3 |  | 6 X | B2 |  | 6 X | | | |
| A2 |  | 6 X | | | | | | | | | | | |
| A3 |  | 6 X | | | | | | | | | | | |
| B2 |  | 6 X | | | | | | | | | | | |

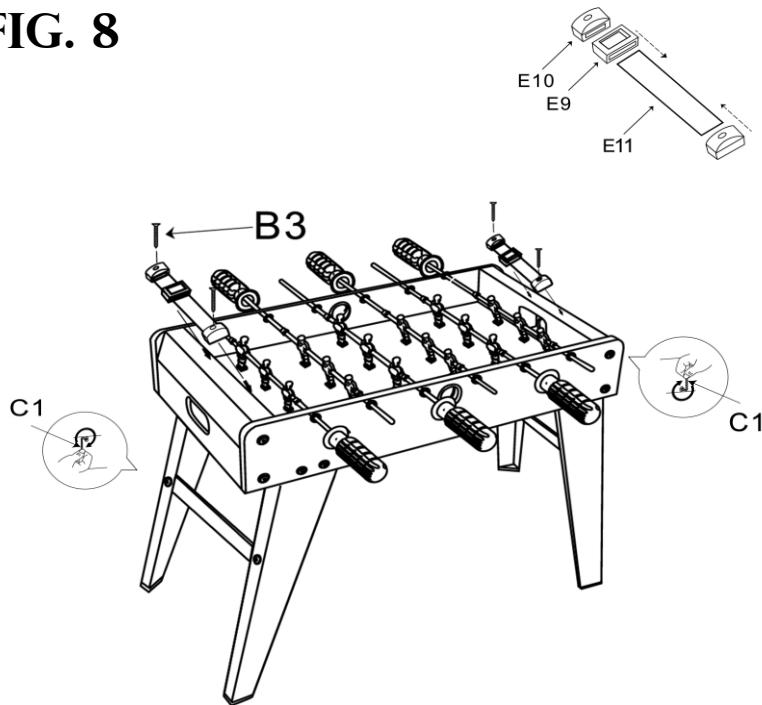
05009 KICK-XL

FIG. 7



| | | |
|----|--|------|
| E4 | | 2 X |
| E5 | | 2 X |
| E6 | | 2 X |
| B1 | | 12 X |
| C1 | | 1 X |

FIG. 8



| | | |
|-----|--|-----|
| E11 | | 2 X |
| E9 | | 2 X |
| E10 | | 4 X |
| B3 | | 4 X |
| C1 | | 1 X |