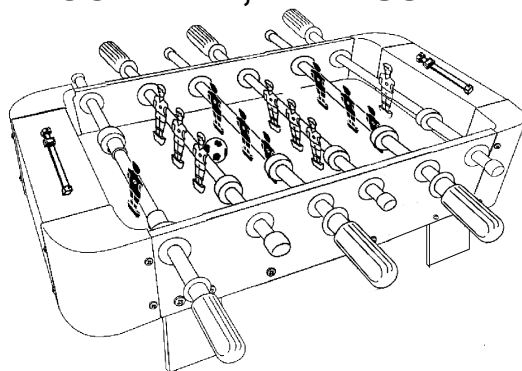




**05003, 05383**  
**GOALY-XT, MANAUS-XT**



**UK - FOOTBALLTABLE**

**WARNING!** Not suitable for children under the age of 36 months due to small parts and balls, which could be swallowed or inhaled by young children. To be assembled by an adult. Please ensure that you read all instructions contained in this booklet carefully. Proper use of this table game can avoid damage or injury! Please keep for future reference.

TOOLS REQUIRED FOR ASSEMBLY:

1 x Philips Screwdriver

**DE - TISCHFUSSBALLSPIEL**

**ACHTUNG!** Nicht geeignet für Kinder unter 36 Monaten. Enthält kleine Bauteile und kleine Bälle, die verschluckt oder eingeatmet werden können. Muß von Erwachsenen aufgebaut werden. Lesen Sie alle Anleitungen in dieser Broschüre aufmerksam durch. Bei korrekter Benutzung dieses Spieltisches vermeiden Sie Beschädigungen und Verletzungen! Bitte diese Information aufbewahren.

WERKZEUG FÜR DIE MONTAGE:

1 Kreuzschlitzschraubenzieher

**FR - BABY-FOOT**

**ATTENTION!** Ne convient pas aux enfants de 36 mois. Présence de petits éléments et petites balles risquant d'être avalés ou inhalés. A monter par un adulte. Veuillez vous assurer de lire attentivement toutes les instructions incluses dans ce manuel. Une utilisation correcte de ce baby-foot peut éviter tout dommage et blessure! Cette information à conserver SVP!

OUTILS NECESSAIRES A L'ASSEMBLAGE:

1 tournevis cruciforme

**ES - FUTBOLÍN**

**¡ATENCIÓN!** No conviene a los niños menores de 36 meses. Contiene piezas pequeñas y bolitas pequeñas, que podrían ser tragados o inhalados por niños pequeños. A montar por un adulto. Asegúrese de leer detenidamente todas las instrucciones de este folleto. El uso adecuado de este juego de mesa puede evitar daños o lesiones. Rogamos guarden esta advertencia.

HERRAMIENTAS NECESARIAS PARA EL MONTAJE:

1 destornillador de estrella

**IT - CALCIOBALILLA**

**ATTENZIONE!** Non adatto a bambini di età inferiore a 36 mesi. Presenza di piccoli elementi e piccole sfere, che potrebbero essere ingeriti o inalati. Deve essere montato da un adulto. Leggete accuratamente le istruzioni contenute nell'opuscolo. L'uso corretto di questo tavolo da gioco evita danni e/o lesioni. Conservate bene queste informazioni.

UTENSILI NECESSARI PER IL MONTAGGIO:

1 x Cacciavite a stella

**NL - TAFELVOETBAL**

**WAARSCHUWING – LET OP!** Niet geschikt voor kinderen jonger dan 36 maanden. Bevat kleine onderdelen en balletjes die kunnen worden ingeslikt en/of ingeademd. Mag door volwassenen gebouwd worden. Gelieve alle instructies in deze handleiding grondig te lezen. Een juist gebruik van deze speeltafel zal schade en kwetsuren voorkomen! Bewaar deze informatie.

NODIGE WERKTUIGEN TIJDENS DE MONTAGE:

1 x Kruiskopschroevendraaier

**CARROMCO GmbH & Co. KG**

Mühlenweg 144, D-22806 Hamburg-Norderstedt/ Germany

Tel.: 49 (0) 1805 25 63 63

E-Mail [service@carromco.com](mailto:service@carromco.com) Website – [www.carromco.com](http://www.carromco.com)

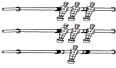
MADE IN CHINA/ FABRIQUE EN CHINE / FABRICADO EN CHINA / FABBRICATO IN CHINA

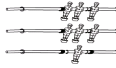


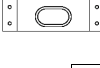
# 05003 GOALY-XT, 05383 MANAUS-XT

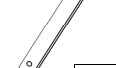


	SIDE APRON BORDURE LATÉRALE PANEL LATERAL PIASTRA LATERALE
2 x	ZIJPANEL
05-383H-1	COBERTURA LATERAL
05-003H-1	SEITENPLATTE

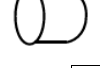
	PLAYER ROD ASSEMBLY TEAM A ASSEMBLÉE DE TIGE À JOUEUR TEAM A VARILLA DE JUGADOR TEAM A ASTA A GIOCATORE SQUADRA A
1 x	SPELERSTANG TEAM A
05-003H-2	VARA DE JOGADOR A SPIELER-STANGE TEAM A


	PLAYER ROD ASSEMBLY TEAM B ASSEMBLÉE DE TIGE À JOUEUR TEAM B VARILLA DE JUGADOR TEAM B ASTA A GIOCATORE SQUADRA B
1 x	SPELERSTANG TEAM B
05-003H-3	VARA DE JOGADOR B SPIELER-STANGE TEAM B


	END APRON BORDURE ARRIÈRE PANEL FRONTAL PIASTRA TERMINALE
2 x	EINDRAND
05-383H-4	COBERTURA FINAL
05-003H-4	KOPFTEIL


	FIELD SUPPORT SUPPORT DE TERRAIN SOPORTE DEL CAMPO DE JUEGO SUPPORTO DEL CAMPO GIOCO STEUN VOOR SPEELVELD
1 x	SUPORTE DO CAMPO
05-003H-5	SPIELFELDSTÜTZSTREBE


	HAND GRIP & SCREW POIGNÉE & VIS PUÑO & TORNILLO IMPUGNATURA & VITE
6 x	HANDVAT & SCHROEF
05-003H-6	PEGA & PARAFUSO HANDGRIFF & SCHRAUBE

	SAFETY END CAP EMBOUIT DE PROTECTION TAPÓN DE SEGURIDAD DEL EXTREMO CAPPUCCI DI SICUREZZA VEILIGHEIDSDOPJE
6 x	TAMPÃO DE SEGURANÇA SICHERHEITSKAPPE
05-003H-7	


	LEFT CORNER CAP CAPUCHON DU COIN GAUCHE TAPA DE LA ESQUINA IZQUIERDA CAPPUCIO ANGOLO SINISTRO LINKERHOEK KAPJE
2 x	TAMPÃO DO CANTO ESQUERDO LINKE ENDKAPPE
05-003H-9	

	RIGHT CORNER CAP CAPUCHON DU COIN DROIT TAPA DE LA ESQUINA DERECHA CAPPUCIO ANGOLO DESTRO RECHTERHOEK KAPJE
2 x	TAMPÃO DO CANTO DIREITO RECHTE ENDKAPPE
05-003H-10	


	SCREW VIS TORNILLO VITE
16 x	SCHROEF
05-003H-11	PARAFUSO SCHRAUBE


	SCREW VIS TORNILLO VITE
8 x	SCHROEF
05-003H-12	PARAFUSO SCHRAUBE


	SCREW VIS TORNILLO VITE
2x	SCHROEF
05-003H-13	PARAFUSO SCHRAUBE

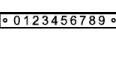
	BUMPER BUTOIR PARAGOLPES SOSTEGNO
12 x	STOOTBLOKJE
05-003H-14	MOLA DE BORRACHA GUMMIPUFFER


	PLAYFIELD TERRAIN DE JEU CAMPO DEL JUEGO CAMPO GIOCO
1 x	SPEELVELD
05-003H-15	CAMPO SPIELFELD


	LEG PIED PATA GAMBA
4 x	POOT
05-003H-16	PERNA BEIN

	MANUAL SCORER B COMPTEUR MANUEL B MARCADOR MANUAL B SEGNAPUNTI MANUALE B
2 x	MANUELE SCORETELLER B PONTUADOR MANUAL B MANUELLER TORZÄHLER B
05-003H-17	

	MANUAL SCORER C COMPTEUR MANUEL C MARCADOR MANUAL C SEGNAPUNTI MANUALE C
4 x	MANUELE SCORETELLER C PONTUADOR MANUAL C MANUELLER TORZÄHLER C
05-003H-18	

	MANUAL SCORER A COMPTEUR MANUEL A MARCADOR MANUAL A SEGNAPUNTI MANUALE A
2 x	MANUELE SCORETELLER A PONTUADOR MANUAL A MANUELLER TORZÄHLER A
05-003H-19	

	SCREW VIS TORNILLO VITE
12 x	SCHROEF
05-003H-20	PARAFUSO SCHRAUBE

	ALLEN KEY CLÉ HEXAGONALE LLAVE ALLEN CHAIVE A BRUGOLA
1 x	IMBUSSLEUTEL CHAVE SEXTAVADA IMBUSSSCHLÜSSEL
05-003H-A1	


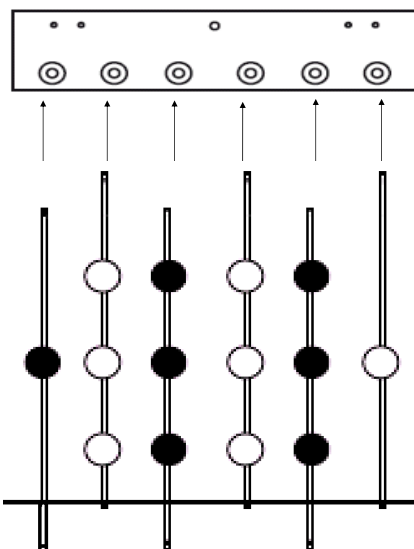
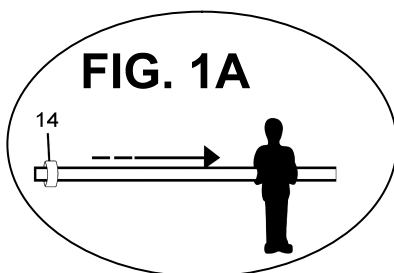
	FOOTBALL BALLON PELOTA DE FUTBOL PALLONE DA CALCIO
2 x	VOETBAL
05-003H-A2	BOLA FUßBALL

FIG. 1



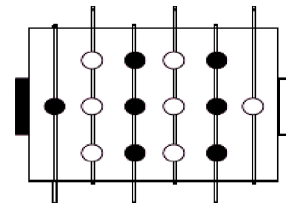
#1  2 x

#2  1 x

#3  1 x

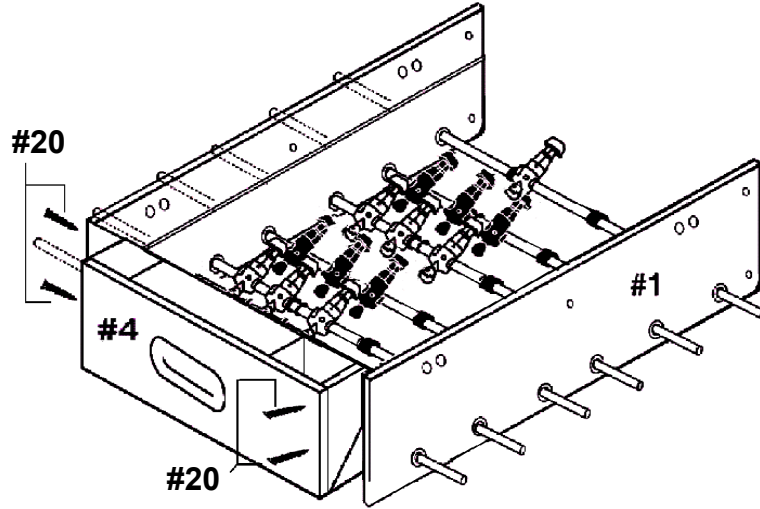
#14  12 x

FIG. 1B



#4  1 x	#20  4 x
--	--

FIG. 2






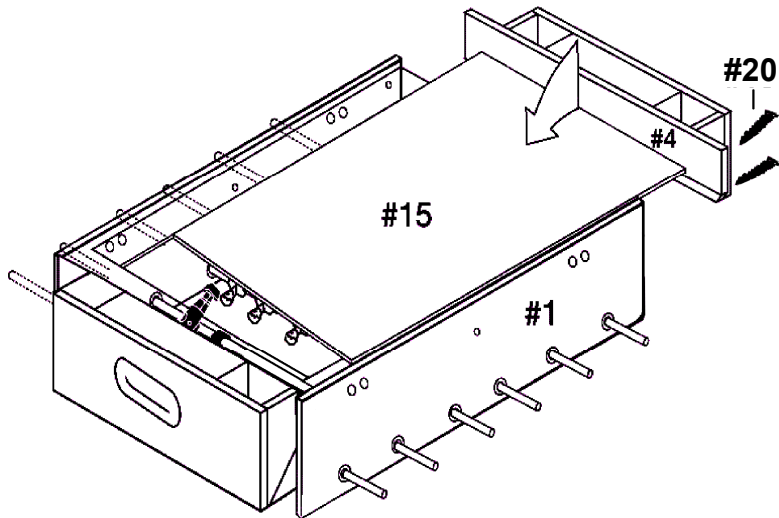
#15  1 x	#4  1 x	#20  4 x
---	--	---

FIG. 3





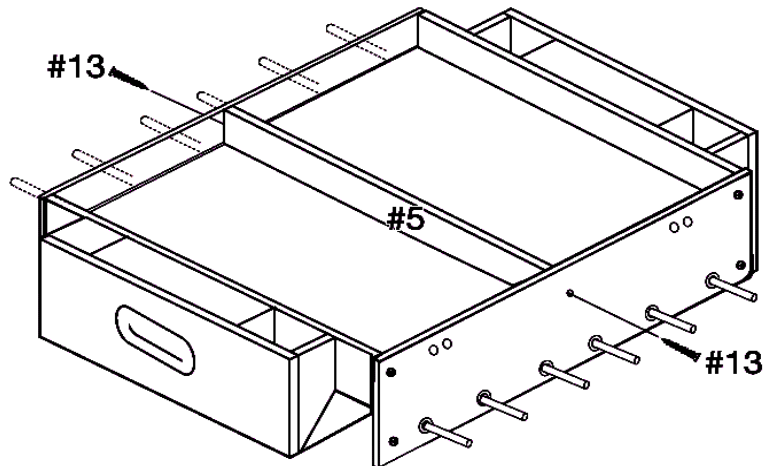
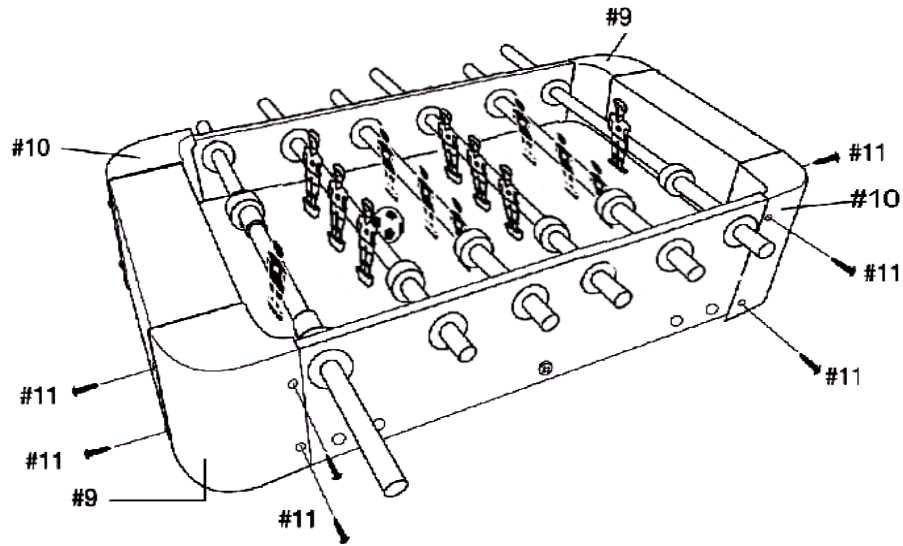
#5  1 x	#13  2 x
--	--

FIG. 4



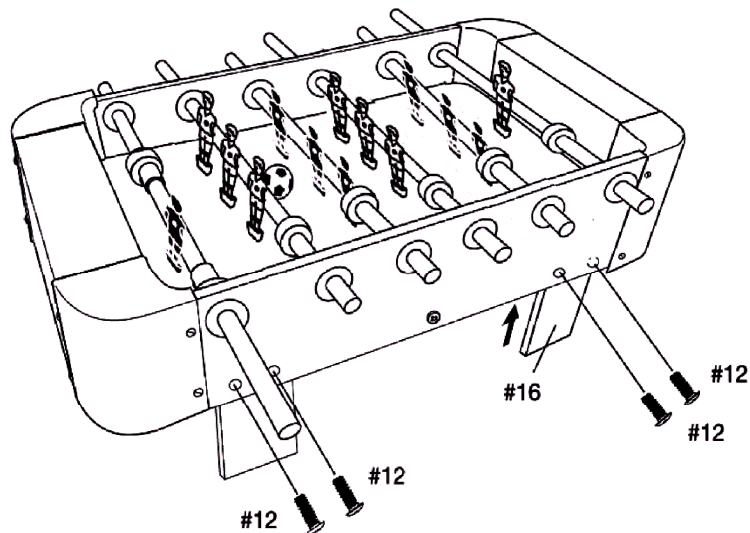
#9		2 x	#10		2 x	#11		16 x
----	--	-----	-----	--	-----	-----	--	------

FIG. 5



#12		8 X	#16		4 X	A1		1 x
-----	--	-----	-----	--	-----	----	--	-----

FIG. 6



#6		6 x	#7		6 x	#20		4 x
E17		2 x	E18		4 x	E19		2 x

FIG. 7

